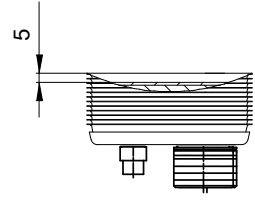
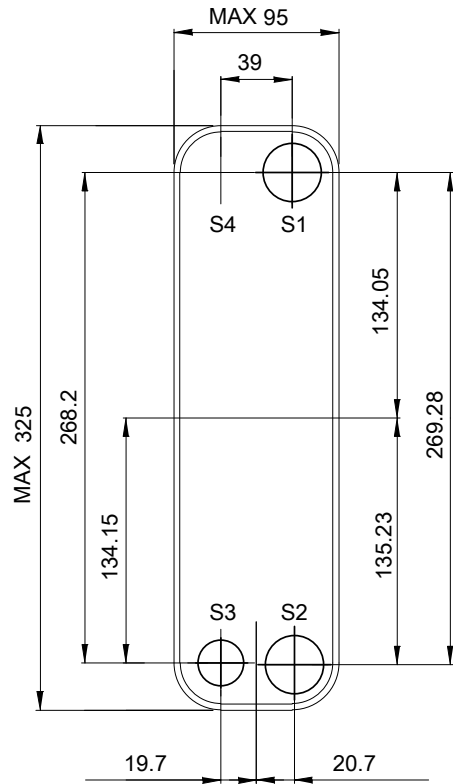

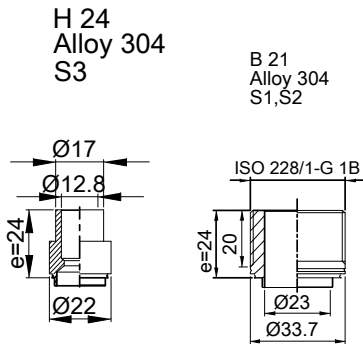


Note that all unique customer requirements (i.e tolerance) need to be verified thru Alfa Laval.



Frameplate is depressed 1.2 mm at connection S4
 Pressureplate is depressed 1.2 mm / even number of channel
 plates at connections T4 / uneven number of channel plates at
 connections T1.
 T1 T2 T3 T4 locations on back side
 correspond to S1 S2 S3 S4 on front side

HEATING SURFACE
 NETWEIGHT 3.18 kg
 OPERATING WEIGHT
 PLATE MATERIAL Alloy 316
 PLATE GROUPING 1*9H/1*10H

ALL DIMENSIONS IN MILLIMETERS

SIDE	MEDIA	INLET	TEMP.	OUTLET	TEMP.	FLOW RATE	PRESSURE DROP	LIQUID VOL.
1								0.25 dm ³
2								0.28 dm ³



PRESSURE VESSEL APPROVAL PED
 AC-30EQ-20H (3288153698)

www.alfalaval.com

CUSTOMER NAME / REF. NO.	TOTAL LENGTH	63.4 mm
	TOTAL WIDTH	95.0 mm
	TOTAL HEIGHT	325.0 mm
COMPANY / REF.		
		8/24/2017 REV 0