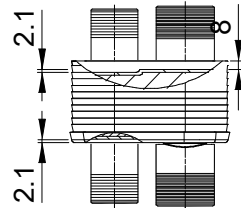

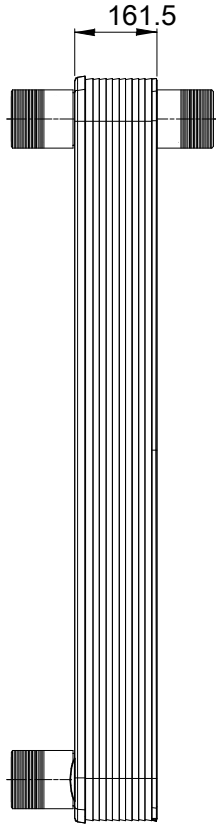
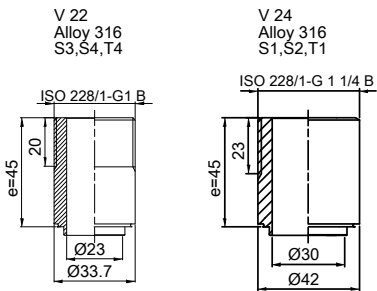


Note that all unique customer requirements (i.e tolerance) need to be verified thru Alfa Laval.



Frameplate is depressed 2.1 mm at connections S3 and S4 if holed.
Pressureplate is depressed 2.1 mm at connections T3 and T4 if holed.

T1 T2 T3 T4 locations on back side correspond to S1 S2 S3 S4 on front side

HEATING SURFACE
NETWEIGHT 14.9 kg
OPERATING WEIGHT
PLATE MATERIAL Alloy 316
PLATE GROUPING 1*16L+1*15L/2*16L

ALL DIMENSIONS IN MILLIMETERS

| SIDE | MEDIA | INLET | TEMP. | OUTLET | TEMP. | FLOW RATE | PRESSURE DROP | LIQUID VOL. |
|------|-------|-------|-------|--------|-------|-----------|---------------|----------------------|
| 1 | | | | | | | | 3.19 dm ³ |
| 2 | | | | | | | | 3.3 dm ³ |



PRESSURE VESSEL APPROVAL
CB60-64L (3287109038)

PED

www.alfalaval.com

CUSTOMER NAME / REF. NO.

TOTAL LENGTH 243.5 mm
TOTAL WIDTH 113.0 mm
TOTAL HEIGHT 527.0 mm

COMPANY / REF.



8/24/2017
REV 0