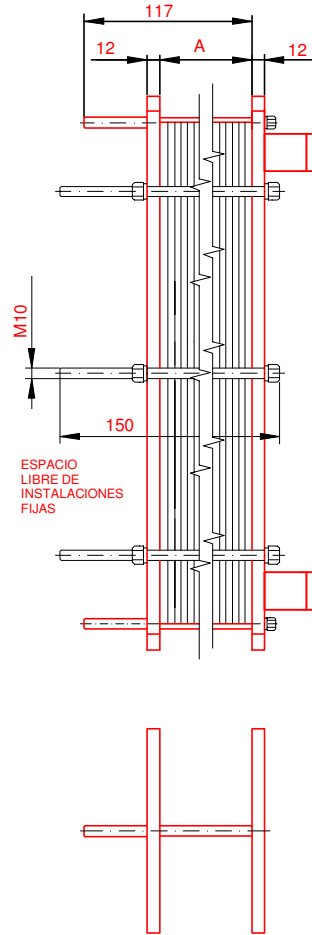

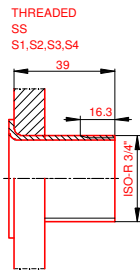
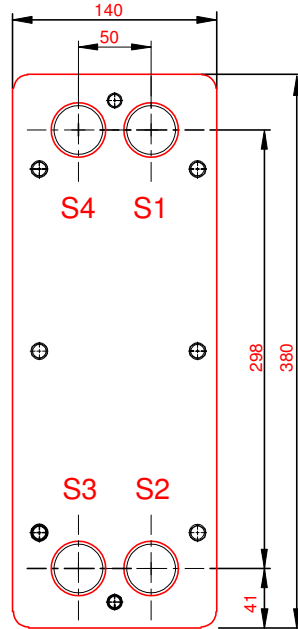


PLACA PRESION
(MOVIBLE)
SECTION A-A



PLACA DE BASTIDOR
(FIJO)



NOTAS:

| | |
|--------------------------|--------|
| LADO 1 | LADO 2 |
| PRESION PRUEBA 13 bar | 13 bar |
| PRESION DISEÑO 10 bar | 10 bar |
| TEMP. MAXIMA 90 °C | 90 °C |
| TEMP. MIN. 0 °C | 0 °C |

PESO CON AGUA 17 kg

CAPACIDAD CALORIFICA 20 kW

JUNTA NBRP Clip-on
MAT. DE PLACAS ALLOY 316
ESPESOR PLACAS 0.50 mm

DIMENSIONES EN MILÍMETROS

Do not use this drawing for foundation bolting or piping layout.

| | |
|-------|-----|
| LARGO | 165 |
| ANCHO | 140 |
| ALTO | 380 |

| LADO | FLUIDO | F.D.G. | ENTRADA | TEMP. | SALIDA | TEMP. | CAUDAL | PERDIDA-CARGA |
|------|--------|--------|---------|---------|--------|---------|----------|---------------|
| 1 | Water | | S1 | 80.0 °C | S2 | 60.0 °C | 0.9 m³/h | 20.99 kPa |
| 2 | Water | | S3 | 10.0 °C | S4 | 55.0 °C | 0.4 m³/h | 10.32 kPa |

| | | |
|----------------|-------------|--------|
| ORDEN INTERNA | CANERIA | DIBUJO |
| | | 20KW |
| AGENTE / REF. | | |
| CLIENTE / REF. | | |
| REALIZADO | CAT. RIESGO | N/A |

INTERCAMBIADOR DE CALOR DE PLACAS

T2-BFG

ALS



| | |
|------------|--------------------------|
| FECHA | ACS caldera 80-60°C HVAC |
| 2016-09-28 | |
| REV. Nº | 0 |