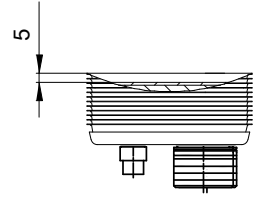
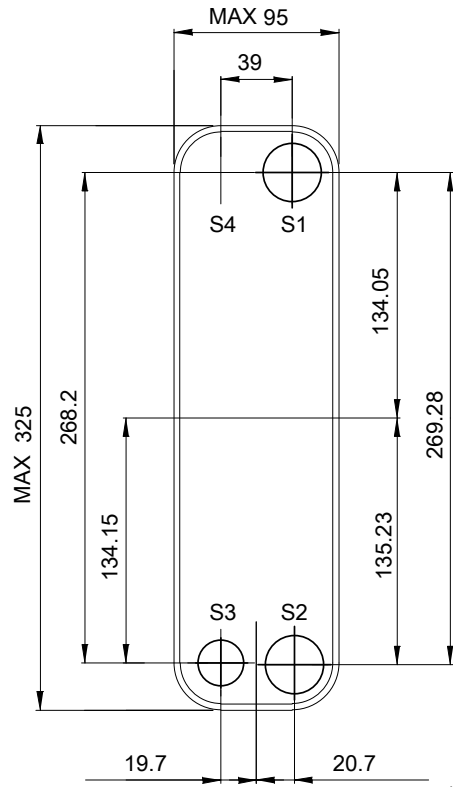

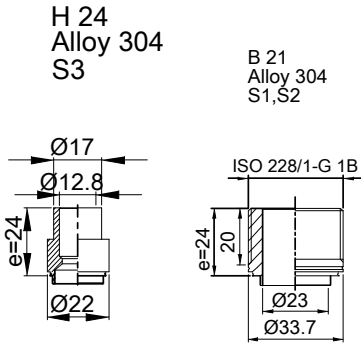


Note that all unique customer requirements (i.e tolerance) need to be verified thru Alfa Laval.



Frameplate is depressed 1.2 mm at connection S4  
 Pressureplate is depressed 1.2 mm / even number of channel plates at connections T4 / uneven number of channel plates at connections T1.  
 T1 T2 T3 T4 locations on back side correspond to S1 S2 S3 S4 on front side

HEATING SURFACE  
 NETWEIGHT 2.66 kg  
 OPERATING WEIGHT  
 PLATE MATERIAL Alloy 316  
 PLATE GROUPING 1\*6H/1\*7H

ALL DIMENSIONS IN MILLIMETERS

SIDE	MEDIA	INLET	TEMP.	OUTLET	TEMP.	FLOW RATE	PRESSURE DROP	LIQUID VOL.
1								0.17 dm <sup>3</sup>
2								0.2 dm <sup>3</sup>



PRESSURE VESSEL APPROVAL PED  
 AC-30EQ-14H (3288153697)

www.alfalaval.com

CUSTOMER NAME / REF. NO.  COMPANY / REF.	TOTAL LENGTH	54.3 mm	
	TOTAL WIDTH	95.0 mm	
TOTAL HEIGHT	325.0 mm		
		8/24/2017 REV 0	