This document and its contents is owned by Alfa Laval AB (publ.) or its affiliates and protected by laws governing intellectual property and thereto related rights
Without limiting any rights related to this document, no part of this document may be copied, reproduced or transmitted in any form or by any means
(electronic, mechanical, photocopying, recording, or otherwise), or for any purpose than expressed permission of Alfa Laval
Nor may it be used in any other way of for any other purpose than expressly permitted by Alfa Laval
Alfa Laval will enforce its rights related to this document to the fullest extent of the law, including the seeking of criminal prosecution

Only to the extent expressly agreed by us this document may constitute a contractual obligation on our part

Pharma-line S Double Tube Sheet Shell & Tube Heat Exchanger

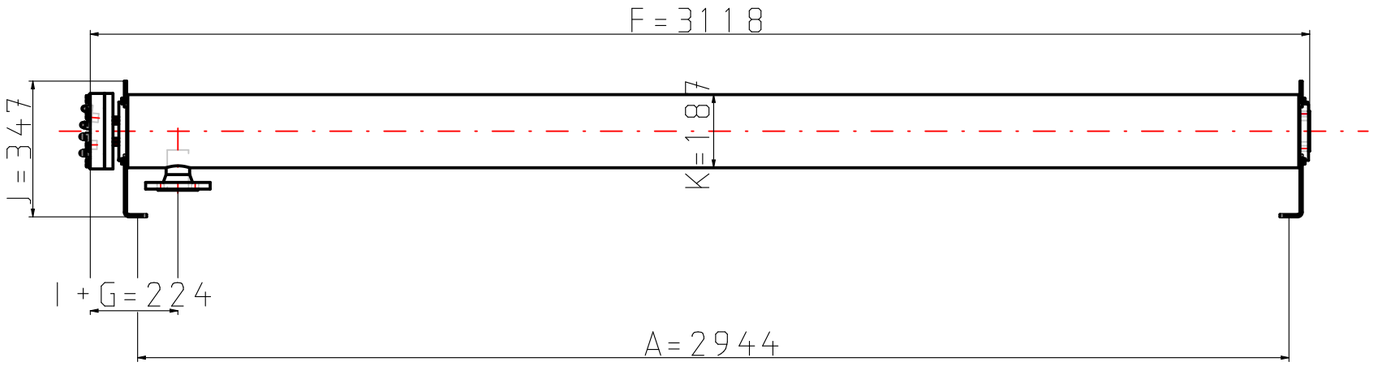

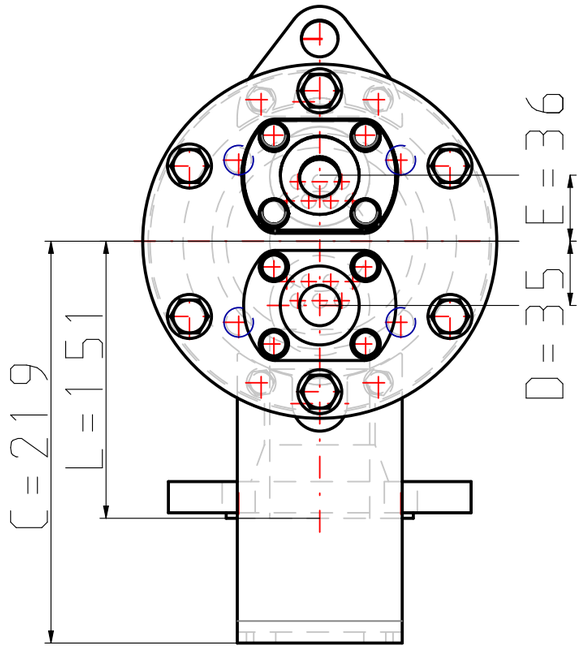



Item No	9615012632
Model name	Pharma-line S 3-1.0
Product connection size	NAC plate for Tri-clamp ASME BPE 1"
Shell connection size	Flange DN50
Item description	Pharma-line S 3-1.0 0,4EP PED
Extra description	IY ASME BPE1" DIN2635DN50DN50
Volume shell side	13.1 l
Volume tube side	1.5 l
Weight empty	66 kg
Nozzles size Tube	ASME/OD 1"
Nozzle size flange	DIN2635/EN1092 DN 50
A (Distance)	2944 mm
B (Diameter)	193 mm
C (Height)	219 mm
D (Distance)	35 mm
E (Distance)	36 mm
F (Length)	3118 mm
G (Distance)	121 mm
I (Distance)	103 mm
J (Height)	347 mm
L (Height)	151 mm
K (Diameter)	187 mm
Pressure vessel code	PED (directive 97/23/EC)
Design pressure / Shell side	-1/10 bar (g)
Design temperature / Shell side	-10/150 °C
Material / Shell side	SS 304/304L
Material / Media side (tube)	SS316L
Connection standard & size / Shell side	Flange: DIN2635/EN1092-1
Connection standard & size / Media side (tube)	NAC plate for Tri-clamp
Surface finish	Ra<0,4 EP on product wetted parts
Insulation	ASTM C795 with stainless steel cladding

Qty	Pos	Item No	Description	Material	Weight (kg)

Edges broken to 0.4x45° or R0.5 Burrs removed

Size: A3
All Dimm. MM in

Date: 12/07/2016 06:45
Drawn by: AL CAD Portal
Dept.
Checked by
Appr. by
Std. Checked
Prod. Checked

Title
Special requirements

First angle projection ISO method E

Complementary document No.: -

DRG No.: 9615012632

1 OF 1

Revision No	Appr.	Checked	Revised	Date
-	-	-	-	-

Replaces drawing No	Revision	Rev No
-	-	-