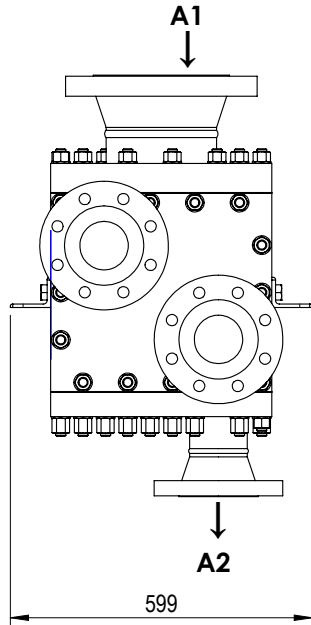
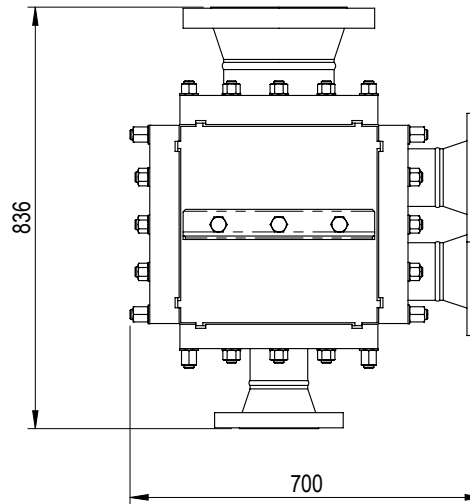


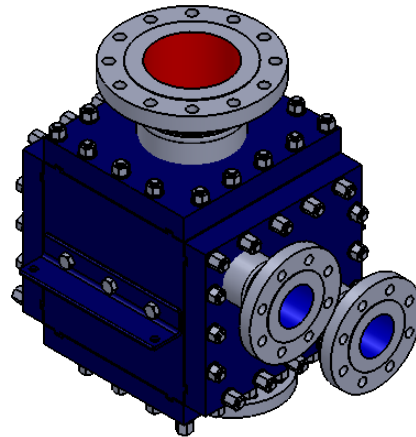
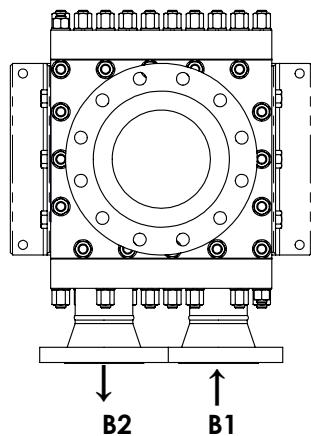
FRONT VIEW



LEFT VIEW



TOP VIEW



CONNECTIONS

NAME	DN/NPS	PN / Class	SERVICE
A1	DN200	CLASS300	Inlet Process
A2	DN100	CLASS300	Outlet Process
B1	DN100	CLASS300	Inlet Cold Side
B2	DN100	CLASS300	Outlet Cold Side

	SIDE A	SIDE B
Design Pressure *	12.00 bar	12.00 bar
Max Temperature	200.0 °C	200.0 °C
Min Temperature	0.0 °C	0.0 °C
Plate Material	ALLOY 316L	
Lining Material	ALLOY 316 L	ALLOY 316 L
Gasket Material	GRAPHITE	GRAPHITE
Net Weight	567.5 kg	

* Please note that the Design Pressure is considered to be identical to the MAWP.
 Any over-thickness in the calculation note or/and on the 'as-built' exchanger will not be considered in a re-calculation aimed at adjusting the MAWP.

Data, spécification, and other kind of information of technological nature set out in this document and submitted by Alfa Laval to you ("Proprietary Information") are intellectual proprietary rights of Alfa Laval. The Proprietary Information shall remain the exclusive property of Alfa Laval and shall only be used for the purpose of evaluating Alfa Laval's quotation. The Proprietary Information may not, without the written consent of Alfa Laval, be used or copied, reproduced, transmitted or communicated or disclosed in any other way to a third party.

Item : 10bar steam 40m3 125C
Setting : Horizontal
Sheet scale : 1:15
All dimensions are stated in mm

COMPABLOC HEAT EXCHANGER

CP30



Note : Hydrostatic tests will be performed with liners installed, no pressure retaining welds will be leak tested before liners are installed